



High Dividend Portfolio - Quarterly

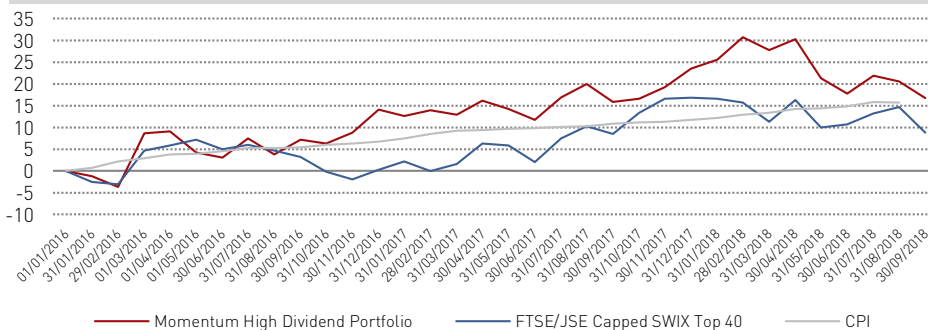
Investment Objective

This is an income focused portfolio, investing in local, high value shares, paying higher and sustainable dividends. This portfolio is generally less volatile, and can provide some downside protection if markets start falling. It aims to provide the investor with an attractive tax-free dividend yield over the long-term, whilst striking a balance between capital growth and return on investment. Performance is measured against the FTSE/JSE Africa Dividend Plus Index.

Investment Profile

- Retired individuals or individuals close to retirement.
- Individuals requiring a certain level of investment return from their discretionary investment.
- Value-based investors who have a moderate to high risk tolerance, and understand that investment cycles cause asset prices to fluctuate.
- Main objective: To strike a balance between capital growth and return on investments.

Cumulative Performance



September 2018

Risk profile



HIGH

Investment information

Inception date

1 January 2016

Investment manager

Momentum Securities

Stockbroker/custodian

Momentum Securities

Management fee

Max 1.25% (annual)

Minimum lump sum

R 250 000

Redemption periods

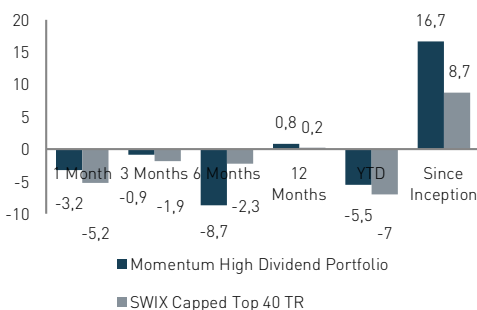
3 business days

Benchmark

Capped SWIX Top 40 TR Index

Target CPI Plus 4%

Cumulative Performance



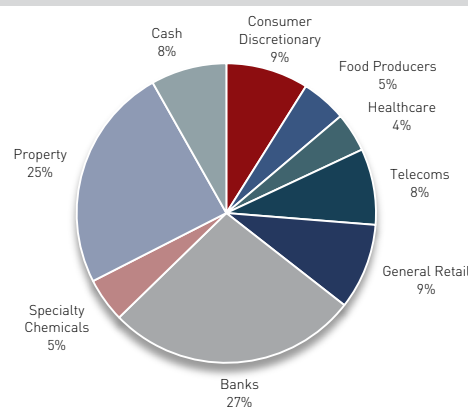
Cumulative Performance

	Portfolio	Benchmark
1 Month	-3,2%	-5,2%
3 Months	-0,9%	-1,9%
6 Months	-8,7%	-2,3%
12 Months	0,8	0,2%
YTD	-5,5%	-7,0%
Since Inception	16,7%	8,7%

Top 5 Holdings

British American Tobacco (BTI)	8,93%
Vodacom (VOD)	8,22%
Emira (EMI)	6,58%
Investec (IPF)	6,17%
Firststrand (FSR)	5,98%
TOTAL	35,88%

Sector Allocation



Disclaimer: Shares are generally medium- to long-term investments. The value of shares may go down as well as up and past performance is not necessarily a guide to the future.

Opinions expressed in this document are those held as at the date appearing in this material only. Momentum Securities shall not be liable or responsible for any use of this document or to any other person or entity for any inaccuracy of information contained in this document or any errors or omissions in its content, regardless of the cause of such inaccuracy, error or omission. This document should not be seen as an offer to purchase any specific product and should not be construed as advice or guidance in any form whatsoever.

Economic overview

Tax cuts and improved consumer dynamics have supported the US economy, which is now in the later part of its expansion. Rising US wage and producer price inflation will see further US interest rate hikes and result in slower economic growth. Higher US interest rates and slower earnings growth will act as headwinds to US financial markets returns. In addition to, rising US interest rates contracting money supply (less buying support from Central Banks) will have a negative impact on financial markets.

So far this year, rising interest rates, a strong US dollar, global political uncertainty and trade wars have negatively impacted investor sentiment. This has seen a sharp decline in emerging markets and in any assets that are deemed by investors as risky. Going forward, the conditions outlined

above are likely to persist and will result in slower global growth. These factors will continue to have a negative impact on investor confidence, and will be headwinds to global financial markets' performance.

In South Africa the positive sentiment following the outcome from the ANC December elective conference has worn off resulting in our local markets selling off, impacted by both local and global factors. Going forward SA economic growth is likely to be sluggish and only start to improve next year.

USD commodity prices, with the exception of the USD oil price, have been flat to weaker this year.

Market Overview

Over the last 12 months, ended 30 September 2018, we saw the following performance in the SA financial markets: the rand was -4.4% weaker relative to the US dollar [-16.4% over the last 6 months], the Top 40 index's total return was 3.3%, the All Bond index returned 7.1% and cash returned 7.2%.

Over the last year, the best performing major equity sector was the Resources sector up 26.9% (mainly driven by strong

performances from Sasol and the large cap diversified miners, Anglo American and BHP Billiton); the Financials sector was up 8.1% and the Industrial sector was down -7.7%.

With the SA equity market having pulled back 7%, post the end of the third quarter, some value is starting to selectively emerge in the SA equity market.

Portfolio Activity

During the third quarter we made no changes to the portfolio. The portfolio decreased 0.9% for the quarter with the portfolio down 3.2% for the month of September; performance was driven by the weakening of the retailers. Firstrand and

Nedbank were resilient despite tough market conditions. For the past 12 months the portfolio has increased to 0.8% with the JSE Swix Capped Top 40 up 0.2%.