

High Dividend Portfolio - Quarterly



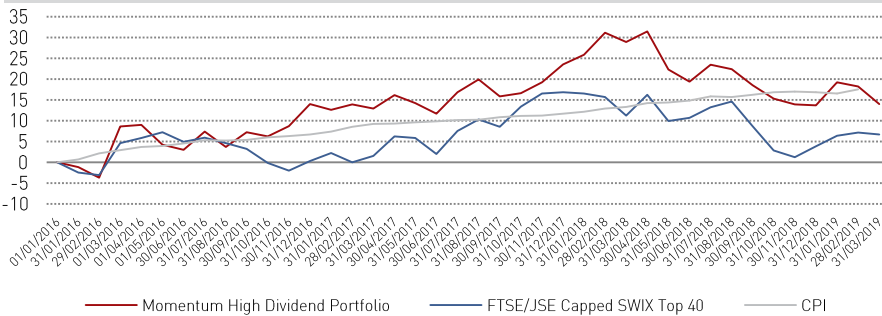
Investment Objective

This is an income focused portfolio, investing in local, high value shares, paying higher and sustainable dividends. This portfolio is generally less volatile, and can provide some downside protection if markets start falling. It aims to provide the investor with an attractive tax-free dividend yield over the long-term, whilst striking a balance between capital growth and return on investment. Performance is measured against the FTSE/JSE Africa Dividend Plus Index.

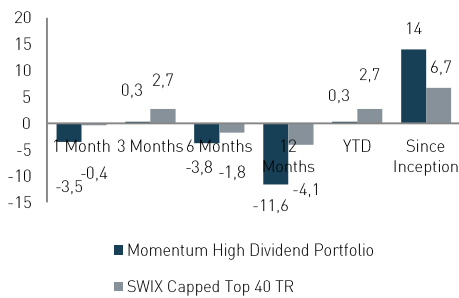
Investment Profile

- Retired individuals or individuals close to retirement.
- Individuals requiring a certain level of investment return from their discretionary investment.
- Value-based investors who have a moderate to high risk tolerance, and understand that investment cycles cause asset prices to fluctuate.
- Main objective: To strike a balance between capital growth and return on investments.

Cumulative Performance



Cumulative Performance



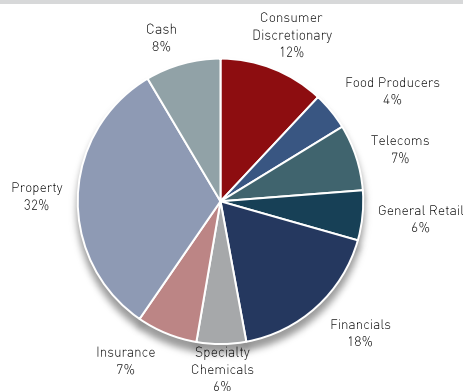
Cumulative Performance

	Portfolio	Benchmark
1 Month	-3,5%	-0,4%
3 Months	0,3%	2,7%
6 Months	-3,8%	-1,8%
12 Months	-11,6%	-4,1%
YTD	0,3%	2,7%
Since Inception	14,0%	6,7%

Top 5 Holdings

British American Tobacco (BTI)	11,97%
Vodacom (VOD)	7,51%
Fortress B (FFB)	7,40%
Old Mutual (OMU)	6,89%
Emira (EMI)	6,25%
TOTAL	40,02%

Sector Allocation



March 2019

Risk profile



Investment information

Inception date

1 January 2016

Investment manager

Momentum Securities

Stockbroker/custodian

Momentum Securities

Management fee

Max 1.25% (annual)

Minimum lump sum

R 250 000

Redemption periods

3 business days

Benchmark

Capped SWIX Top 40 TR Index

Target CPI Plus 4%

Disclaimer: Shares are generally medium- to long-term investments. The value of shares may go down as well as up and past performance is not necessarily a guide to the future.

Opinions expressed in this document are those held as at the date appearing in this material only. Momentum Securities shall not be liable or responsible for any use of this document or to any other person or entity for any inaccuracy of information contained in this document or any errors or omissions in its content, regardless of the cause of such inaccuracy, error or omission. This document should not be seen as an offer to purchase any specific product and should not be construed as advice or guidance in any form whatsoever.

Economic Overview

Following the late 2018 pullback in US and global equity markets we have seen the US FED reverse its interest rate view, indicating that they are now on hold with respect to US short term interest rates. This year we have also seen downward revisions in global growth and a sharp slowdown in the forward looking economic survey data. While monetary conditions tightened marginally over 2018, these tighter monetary conditions were enough to impact a more heavily geared global economy. We are now in the late-cycle growth period in the US economy, and growth has shifted down a gear in both Europe and China.

China has responded to this slower growth with further monetary stimulus, but it remains to be seen whether this stimulus will be sufficient to underpin growth at 6% plus in their economy. Political uncertainty in Europe and the overhang of trade negotiations between China and the US still remain headwinds to investment and global growth. Global equity markets were oversold at the end of last year

and have rebounded strongly in the first quarter of 2019. We now feel that global equity markets have priced in the benefits of the FED interest rate cuts and China stimulus. A lack of follow through from the FED may put equity markets under pressure. Commodity prices are also expected to remain under some pressure as global growth slows. The oil price seems to be the exception, with geopolitical issues and oil supply cuts from OPEC underpinning the USD oil price.

The South Africa rand has been reasonably resilient in spite of some political uncertainty in the run-up to the election in May. While SA economic growth was forecast to improve in 2019 we have seen downward revisions to previous growth forecasts in line with slowing global growth. The completion of the election in May should see an improvement in political sentiment, which could provide a short-term underpin to SA and see some improvement in SA stocks' performance.

Market Overview

Over the last quarter, ended 31 March 2019, we saw the following performance in the SA financial markets: the rand was 0.98% weaker relative to the US dollar, the Top 40 index's total return was up 8.50%, the All Bond index returned 3.80% and cash returned 1.70%.

The best performing stocks over the quarter were the PGM (Platinum Group Metal) producers, up 49.70%. Over this period we saw the price of precious metal palladium move up from \$1256 to \$1381, while the platinum price moved up from

\$792 to \$835. The rally in the price of palladium is premised on a global shortage of the metal.

Over the quarter the Resources index was up 16%; the Financials sector was down -0.40% and the Industrial sector was down -3.90%.

The SA equity market is starting to look attractive on a valuation basis.

Portfolio Activity

During the first quarter we introduced Fortress B in to the portfolio, sold our holdings in both Firstrand and Life Healthcare. The portfolio increased by 0.3% for the quarter with the last month of the quarter posting a 3.5% loss. Losses were attributable to our positions in AVI, Vodacom and Fortress B. Positive contributions during the quarter were attributable to BTI, AECL and Investec property Fund.

For the past 12 months the portfolio decreased 11.6%, largely attributable to our SA focus with Property and Banking stocks under pressure. The benchmark JSE SWIX Capped Top 40 Total Return index posted a return of negative 4.1%.